

# SUNRIDGE

## EC02 SERIES

### .100" (2.54 MM) CENTERLINE EDGE CONNECTOR

#### PRODUCT FEATURES:

- .100" (2.54 MM) centerline with .200" (5.08 MM) solder lead spacing, complete size range from 10 to 60 dual contact positions.
- Card slot accept .054" (1.37 MM) to .070" (1.78 MM) PCB, solder end mounts onto .040" (1.02MM) dia hole of industry standard layout.
- Available in options of mounting flange for secured fastening to PCB, and selectively kinked lead for board retention prior to soldering.
- 49 pos connector is configurated with polarizing key at 18/31 position to accept standard dual slot version of AT add-on card.

#### MATERIAL:

Housing: GF PBT (UL 94V-0)

Contact: Copper alloy. Underplated with nickel, tin plated on solder lead, with various options of gold plating thickness on the contact end

#### PERFORMANCE:

Current Rating: 3 Amper

Contact Resistance: 15 miliohm max

Insulation Resistance: 5000 Megohm min

Dielectric Withstanding Voltage: 1000 V AC

Operating Temperature: -55 to +125

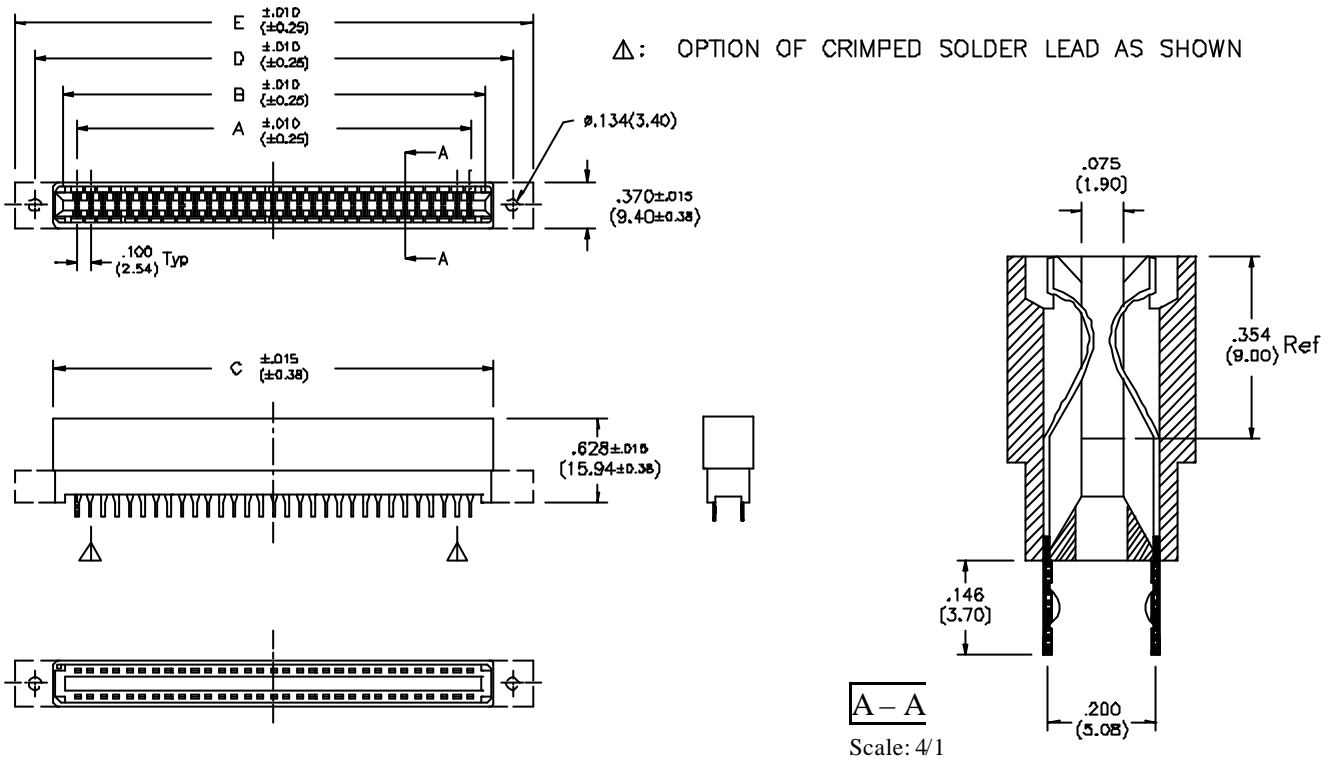
#### P/N DESIGNATION

EC02- \_\_\_\_\_  
 1 2 3 4

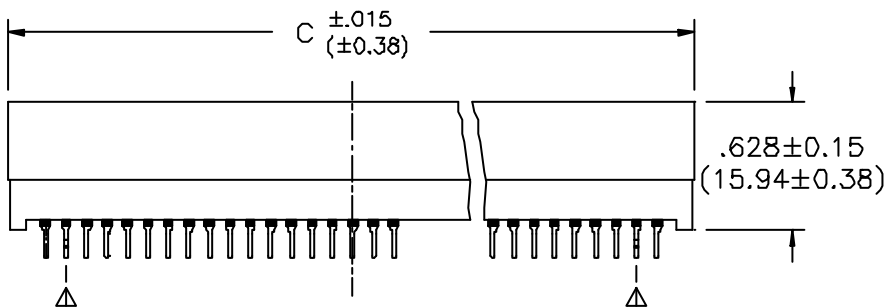
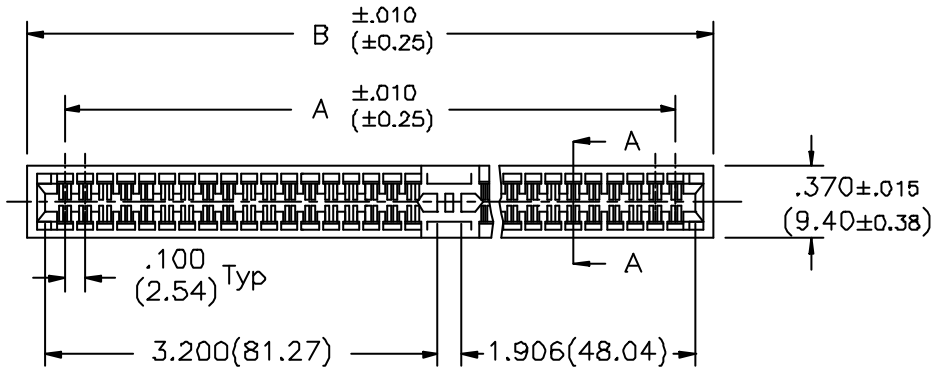
- 1: MOUNTING FLANGE OPTION  
 0: WITHOUT MOUNTING FLANGE  
 1: WITH MOUNTING FLANGE  
 2: NO. OF DUAL CONTACTS  
 3: CONTACT END GOLD PLATING OPTION  
 T: TIN PLATED  
 0: GOLD FLASH  
 2: 10u" GOLD  
 3: 15u" GOLD  
 6: 30u" GOLD  
 4: SOLDER LEAD STYLE  
 01: PLAN SOLDER LEAD WITHOUT CRIMP  
 02: SOLDER LEADS SELECTIVELY CRIMPED AT SECOND POSITION FROM BOTH END FOR BOARD RETENTION  
 03-99: RESERVED FOR OTHER CUSTOM CONFIGURATION OPTION

NO.OF DUAL CONTACT	BASIC P/N	DIMENSION IN (MM)				
		A	B	C	D	E
2 X 10	EC02-X10-XXX	.900(22.86)	1.100(27.94)	1.260(32.00)	1.575(40.01)	1.835(46.61)
2 X 15	EC02-X15-XXX	1.400(35.56)	1.600(46.64)	1.760(44.70)	2.075(52.71)	2.335(59.31)
2 X 18	EC02-X18-XXX	1.700(43.18)	1.900(48.26)	2.060(52.32)	2.375(60.33)	2.635(66.93)
2 X 22	EC02-X22-XXX	2.100(53.34)	2.300(58.42)	2.460(62.48)	2.775(70.49)	3.035(77.09)
2 X 25	EC02-X25-XXX	2.400(60.06)	2.600(66.04)	2.760(70.10)	3.075(78.11)	3.375(84.71)
2 X 30	EC02-X30-XXX	2.900(73.66)	3.100(78.74)	3.260(82.80)	3.575(90.81)	3.835(97.41)
2 X 31	EC02-X31-XXX	3.000(76.20)	3.200(81.28)	3.360(85.34)	3.675(93.35)	3.935(99.95)
2 X 36	EC02-X36-XXX	3.500(88.90)	3.700(93.98)	3.860(98.04)	4.175(106.05)	4.435(112.65)
2 X 40	EC02-X40-XXX	3.900(99.06)	4.100(104.14)	4.260(108.20)	4.575(116.21)	4.835(122.81)
2 X 43	EC02-X43-XXX	4.200(106.68)	4.400(111.76)	4.560(115.82)	4.875(123.83)	5.135(130.43)
2 X 49	EC02-X49-XXX	5.100(129.54)	5.323(135.20)	5.490(139.45)		
2 X 50	EC02-X50-XXX	4.900(124.46)	5.100(129.54)	5.260(133.60)	5.575(141.60)	5.835(148.21)
2 X 60	EC02-X60-XXX	5.900(149.86)	6.034(153.27)	6.260(159.00)	6.575(167.00)	6.835(173.61)

# SUNRIDGE



62 POSITION SHOWN



98 POSITION SHOWN (36/62 DUAL SOLT)