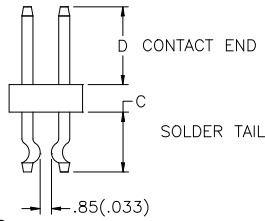
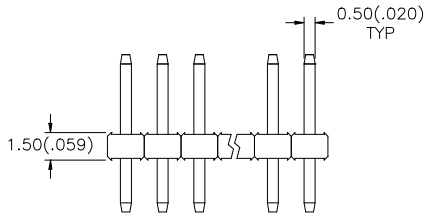
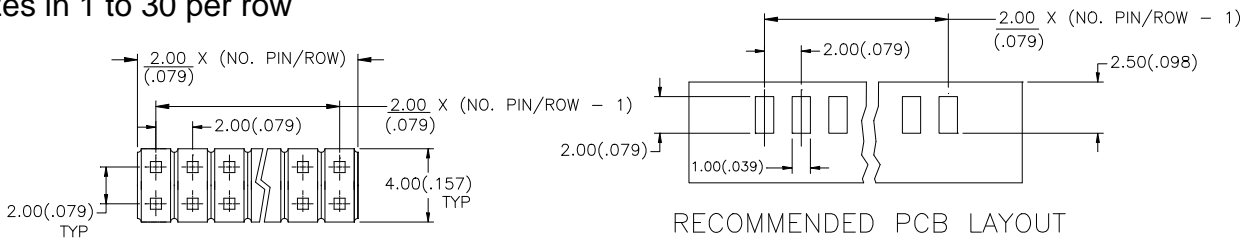


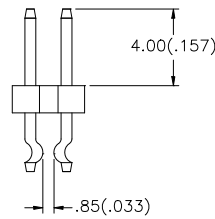
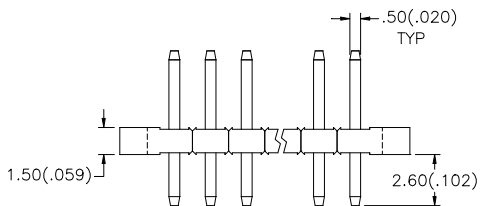
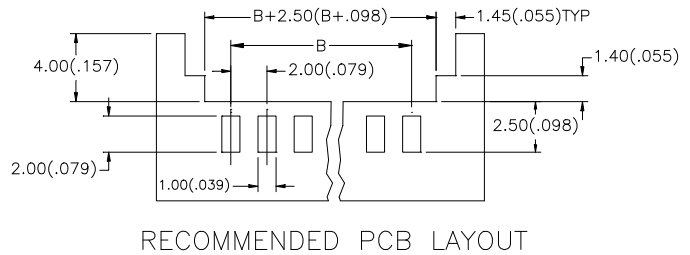
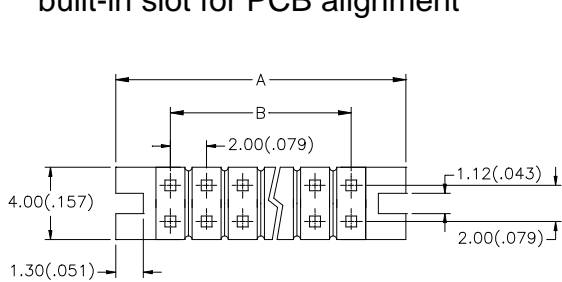
# SUNRIDGE

## 18611- SERIES STRADDLE EDGE MOUNT

-Sizes in 1 to 30 per row



-02: Suffix available only 40P, 50P configuration  
built-in slot for PCB alignment



### P/N DESIGNATION

18611 -     -

1    2    3        4    5

	<u>A</u>	<u>B</u>
40P HOR:	42.40(1.669)	38.00(1.496)
50P HOR:	52.40(2.063)	48.00(1.890)

- 1: HOUSING MATL-    0: PBT UL 94V-0, FOR SAVE SOLDERING  
                          1: HIGH TEMP THERMAL PLASTIC, UL 94V-0, FOR IR SOLDERING
- 2: NUMBER OF ROWS-    D: DUAL ROWS
- 3: NUMBER OF TOTAL CONTACTS
- 4: PLATING OPTION
- T: ENTIRE CONTACT TIN PLATED
- 0: GOLD FLASH ON CONTACT END
- 2: 10 u" GOLD ON CONTACT END
- 3: 15 u" GOLD ON CONTACT END
- 6: 30 u" GOLD ON CONTACT END
- 5: PIN LENGTH & CONFIGURATION
- SOLDER TAIL "C" DIM    CONTACT END "D" DIM
- 01    2.60mm(.102")            4.00mm(.158")
- 02    SAME AS 01, WITH BUILT SOLT- AVAILABLE ONLY FOR 40P OR 50P VERSION

VARIETY OF CUSTOM OPTION AVAILABLE UPON REQUEST