

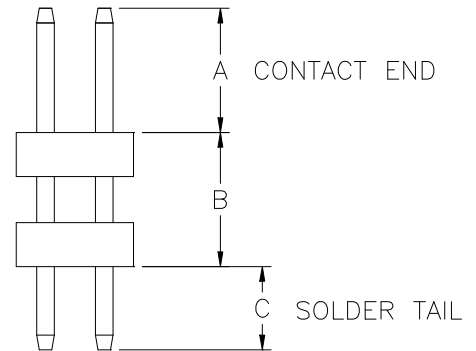
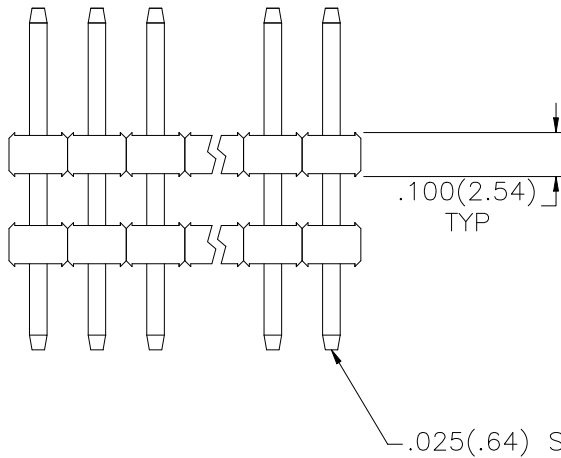
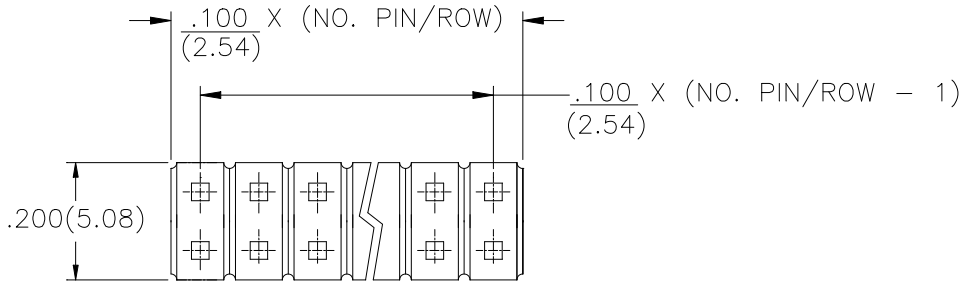
# SUNRIDGE

## 87- SERIES

**.100" (2.54MM) CENTERLINE DUAL TRACK VERTICAL PIN HEADER, HIGH HOUSING PROFILE**

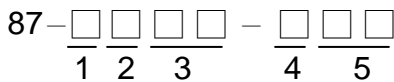
-Sizes in 1 to 40 pins/per row, dual and triple rows

-Ideal chuck, as stacking spacer, for Broad -to-Broad electrical connection



### DUAL ROW CONFIGURATION SHOWN

### P/N DESIGNATION



1: HOUSING MATL-

0: PBT

1: PCT

2: NUMBER OF ROWS-

S: SINGLE ROWS

D: DUAL ROWS

T: TRIPLE ROWS

3: NUMBER OF TOTAL CONTACTS

4: PLATING OPTION

T: ENTIRE CONTACT TIN PLATED

0: GOLD FLASH ON CONTACT END

2: 10 u" GOLD ON CONTACT END

3: 15 u" GOLD ON CONTACT END

6: 30 u" GOLD ON CONTACT END

5: PIN CONFIGURATION

CONTACT END

SPACE DIM

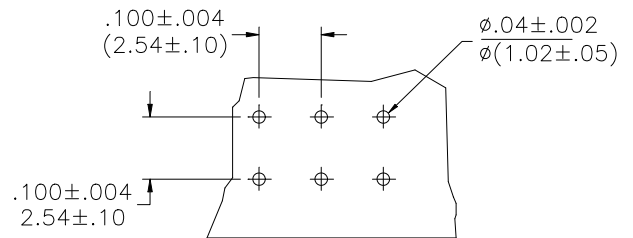
SOLDER TAIL

A

B

C

01: .170"(1.78mm)	.250"(6.35mm)	.110"(2.79mm)
02: .120"(3.05mm)	.300"(7.62mm)	.110"(2.79mm)
03: .120"(3.05mm)	.600"(15.24mm)	.110"(2.79mm)
04: .120"(3.05mm)	.800"(20.32mm)	.110"(2.79mm)
05: .120"(3.05mm)	1.000"(25.40mm)	.110"(2.79mm)



### RECOMMENDED PCB LAYOUT

VARIETY OF CUSTOM OPTION AVAILABLE UPON REQUEST