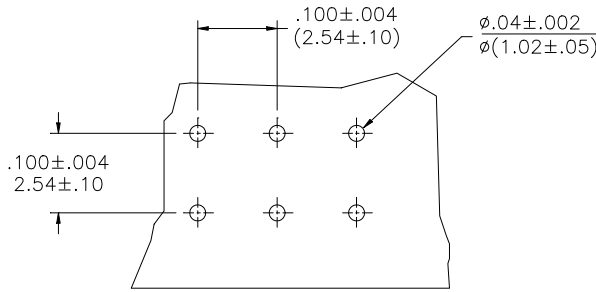
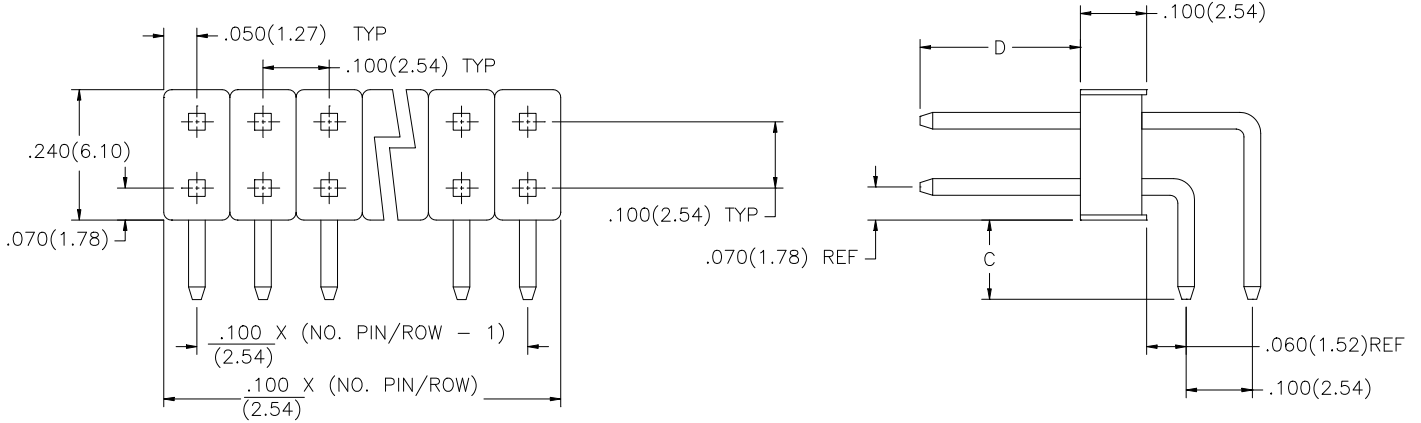


# SUNRIDGE

## 77- SERIES

### .100" (2.54MM) CENTERLINE DUAL ROW R/A PIN HEADER, HIGH HOUSING PROFILE

. Sizes in 1 to 40 pins/per row



RECOMMENDED PCB LAYOUT

### P/N DESIGNATION

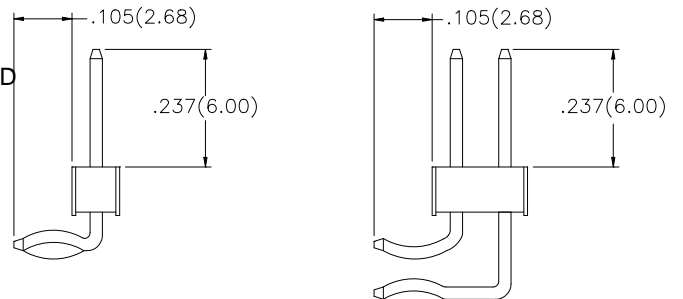
77-         -       

1    2    3                      4    5

- |  |   |
|--|---|
| <p>1: HOUSING MATL-<br/>0: PBT<br/>1: PCT</p> <p>2: NUMBER OF ROWS<br/>S: SINGLE ROWS<br/>D: DUAL ROWS<br/>T: TRIPLE ROWS</p> <p>3: NUMBER OF TOTAL CONTACTS</p> <p>SOLDER TAIL "C" DIM<br/>01 .105" (2.68mm)<br/>02 .105" (2.68mm)<br/>03 SAME AS "01" EXCEPT SOLDER TAIL CRIMPED</p> | <p>4: PLATING OPTION<br/>T: ENTIRE CONTACT TIN PLATED<br/>0: GOLD FLASH ON CONTACT END<br/>2: 10 u" GOLD ON CONTACT END<br/>3: 15 u" GOLD ON CONTACT END<br/>6: 30 u" GOLD ON CONTACT END</p> <p>5: PIN CONFIGURATION<br/>CONTACT END "D" DIM<br/>.237" (6.00mm)<br/>.318" (8.08mm)</p> |
|--|---|

VARIETY OF CUSTOM OPTION AVAILABLE UPON REQUEST

B FOR - 03 SUFFIX



CRIMPED SOLDER TAIL AT SELECTIVE POSITIONS FOR BOARD RETENTION